

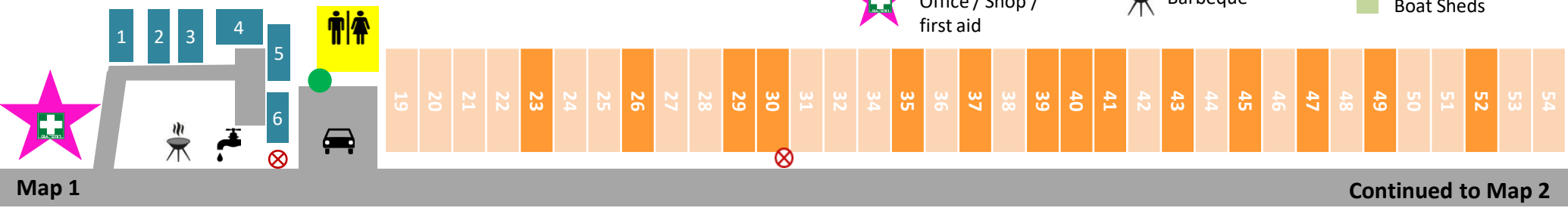
Site: _____

Bathroom: C246

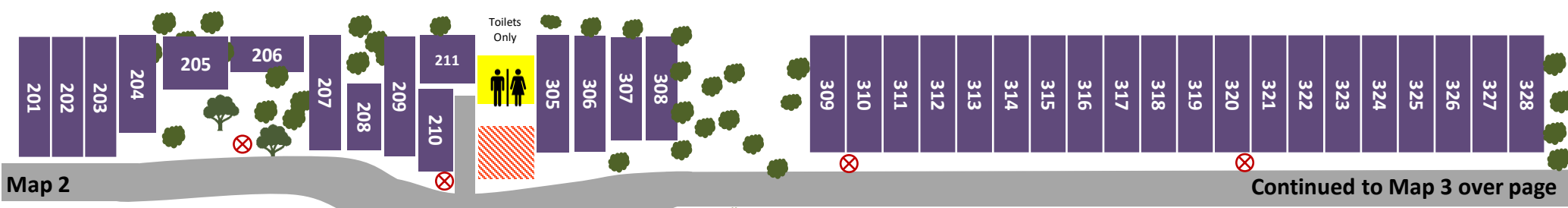
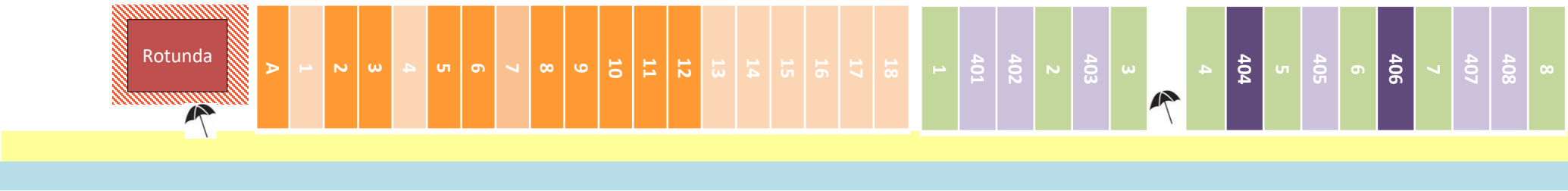
Boom Gate: _____



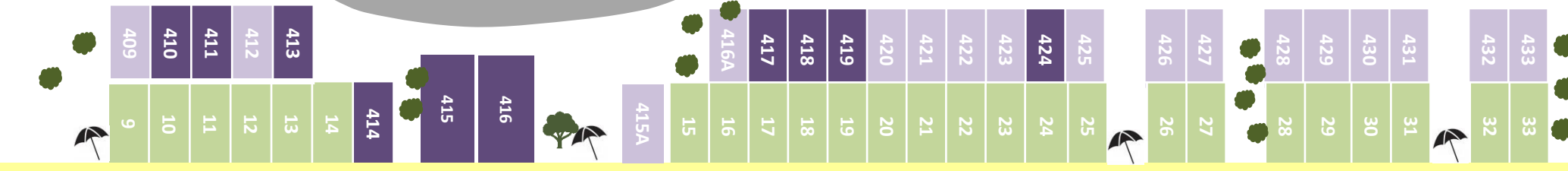
- Evacuation Point
- Fire Water Tank
- Bathroom / laundry / Camp Kitchen
- Office / Shop / first aid
- Car Park
- Beach Access
- Dump Point
- Rainwater Tap
- Barbeque
- Cabins
- Powered sites
- Unpowered sites
- Self-contained sites
- Boat Sheds



Continued to Map 2



Continued to Map 3 over page





Boat & Van Storage

Map 3



IMPORTANT SAFETY REQUIREMENTS

- All vans must be sited with drawbar facing the road and gas bottles in date and secured.
- Pegs or stakes may be driven into the ground to a maximum depth of 400mm to avoid underground electricity and water services.
- The emergency plan can be found throughout the amenities block and the pavilion. Please familiarise yourself with the plan.
- In accordance with CFA regulations no portable gas BBQ's and solid fuel camp ovens and appliances such as gas cooktops, lights or fridges are not to be used in the open, in a tent, annexe or tent like trailer on days of total fire ban.
- Open fires are not permitted at any time. Camp Fires are permitted subject to fire restrictions and in a contained vessel, off the ground, the area 3 metres around and above is cleared completely of flammable material, never to be left unattended by a responsible adult, there is sufficient water in case of emergency and it's completely extinguished before leaving.
- All vans must have fire extinguishers, a fire blanket and a working smoke alarm. Leads must be of a rating of 15amps and tagged
- All tents must have a 10-litre container of water or a fire extinguisher. Leads must be of a rating of 15amps and tagged.
- A space of 2 metres between your neighbouring camp sites is required for CFA access and to avoid the spread of fire.

EMERGENCIES AND EVACUATIONS

3 short blasts repeated on the emergency siren indicates an emergency exists

1. Ensure moveable caravans are kept in a moveable state.
2. Follow the instructions of the Management staff.
3. Turn off all power & gas to your site.
4. Close all windows, doors & hatches.
5. Gather your family & pets. If you are unable to locate them quickly please advise staff.
6. Walk to the evacuation area as directed by the park evacuation plan or Management staff.
7. DO NOT attempt to move caravans or vehicles & follow directions by emergency personnel or Management staff during & after the evacuation.

For life threatening emergencies contact 000
 Our address for emergency services
 174 Jetty Lane, Jam Jerrup VIC 3984